

# LABORATORY REPORT



Invoice # : 50317  
Report Date : Friday, March 09, 2018  
Account # : 121320

Frank Mulligan  
SBL, LLC  
6445 S. Tenaya Way  
Las Vegas NV 89113

Date Received : 2/20/2018

Job Number : B80409


Sample ID : Apx TX II Matrix : Protein Powder  
Lab No. : 001 Test Code : N510 Test Name : Nutrition Profile, Basic (without label)

| Analyte                   | Result | Units | Note |
|---------------------------|--------|-------|------|
| a) Calories, kcal         | 374.8  | /100g |      |
| b) Total Fat, g           | 8.8    | /100g |      |
| c) Saturated Fat, g       | 1.1    | /100g |      |
| d) Trans Fat, g           | <0.1   | /100g |      |
| e) Cholesterol, mg        | <1.0   | /100g |      |
| f) Sodium, mg             | 1.07   | /100g |      |
| g) Total Carbohydrate, g  | 29.4   | /100g |      |
| h) Total Dietary Fiber, g | 23.3   | /100g |      |
| i) Other Dietary Fiber, g | 0      | /100g |      |
| j) Sugars, g              | 4.4    | /100g |      |
| k) Added Sugars, g        | 0      | /100g |      |
| l) Protein, g             | 44.5   | /100g |      |
| m) Vitamin D, mcg         | <0.2   | /100g |      |
| n) Potassium, mg          | 1,490  | /100g |      |
| o) Calcium, mg            | 466    | /100g |      |
| p) Iron, mg               | 17     | /100g |      |
| q) Water, g               | 8.7    | /100g |      |
| r) Ash, g                 | 8.6    | /100g |      |

\*Analysis performed by Midwest Laboratories. Omaha, Nebraska  
\*\*Analysis performed by Medallion Labs. Minneapolis, Minnesota

Laboratory Director  
or approved signatory

**LABORATORY REPORT**



Invoice # : 50317  
Report Date : Friday, March 09, 2018  
Account # : 121320

Frank Mulligan  
SBL, LLC  
6445 S. Tenaya Way  
Las Vegas NV

Date Received : 2/20/2018

Job Number : B80409


Sample ID : Apx TX II Matrix : Protein Powder  
Lab No. : 001A Test Code : N000 Test Name : Fatty Acid Profile with Omega 3, 6, 9

| Analyte                | Result | Units | Note |
|------------------------|--------|-------|------|
| Monounsaturated Fat, g | 1.5    | /100g |      |
| Omega-3 Fat, g         | 1.2    | /100g |      |
| Omega-6 Fat, g         | 4.9    | /100g |      |
| Omega-9 Fat, g         | 1.5    | /100g |      |
| Polyunsaturated Fat, g | 6.0    | /100g |      |

\*Analysis performed by Midwest Laboratories. Omaha, Nebraska  
\*\*Analysis performed by Medallion Labs. Minneapolis, Minnesota

Laboratory Director  
or approved signatory

# LABORATORY REPORT



Invoice # : 50317

Report Date : Friday, March 09, 2018

Account # : 121320

Frank Mulligan  
SBL, LLC  
6445 S. Tenaya Way  
Las Vegas NV

Date Received : 2/20/2018

Job Number : B80409

Sample ID : Apx TX II

Matrix : Protein Powder

Lab No. : 001B

Test Code : N1000

Test Name : Amino Acid Profile

| Analyte            | Result | Units | Note |
|--------------------|--------|-------|------|
| a) Aspartic acid*  | 4.32   | %     |      |
| b) Threonine*      | 1.32   | %     |      |
| c) Serine*         | 1.97   | %     |      |
| d) Glutamic acid*  | 7.40   | %     |      |
| e) Proline*        | 1.69   | %     |      |
| f) Glycine*        | 1.86   | %     |      |
| g) Alanine*        | 1.72   | %     |      |
| h) Cystine*        | 0.63   | %     |      |
| i) Valine*         | 2.02   | %     |      |
| j) Methionine*     | 0.97   | %     |      |
| k) Isoleucine*     | 1.64   | %     |      |
| l) Leucine*        | 2.68   | %     |      |
| m) Tyrosine*       | 1.27   | %     |      |
| n) Phenylalanine*  | 1.85   | %     |      |
| o) Lysine (total)* | 1.57   | %     |      |
| p) Histidine*      | 1.09   | %     |      |
| q) Arginine*       | 4.97   | %     |      |
| r) Tryptophan*     | 0.50   | %     |      |
| s) Protein*        | 45.5   | %     |      |

\*Analysis performed by Midwest Laboratories. Omaha, Nebraska


\*\*Analysis performed by Medallion Labs. Minneapolis, Minnesota

Laboratory Director  
or approved signatory

mw

Page 3 of 5

**LABORATORY REPORT**



Invoice # : 50317  
Report Date : Friday, March 09, 2018  
Account # : 121320

Frank Mulligan  
SBL, LLC  
6445 S. Tenaya Way  
Las Vegas NV

Date Received : 2/20/2018

Job Number : B80409

---

Sample ID : Apx TX II Matrix : Protein Powder

Lab No. : 001C Test Code : N340 Test Name : Vitamin B6

| Analyte      | Result | Units   | Note |
|--------------|--------|---------|------|
| Vitamin B6** | 1.425  | mg/100g |      |

---

Sample ID : Apx TX II Matrix : Protein Powder

Lab No. : 001D Test Code : N000 Test Name : Vitamin B12

| Analyte       | Result | Units   | Note |
|---------------|--------|---------|------|
| Vitamin B12** | <0.100 | µg/100g |      |

---

Sample ID : Apx TX II Matrix : Protein Powder


Lab No. : 001E Test Code : N125 Test Name : Folic Acid (Folate)

| Analyte                          | Result | Units   | Note |
|----------------------------------|--------|---------|------|
| Folates (may contain Folic Acid) | 255    | µg/100g |      |

\*Analysis performed by Midwest Laboratories. Omaha, Nebraska  
\*\*Analysis performed by Medallion Labs. Minneapolis, Minnesota

Laboratory Director  
or approved signatory

**LABORATORY REPORT**



Invoice # : 50317  
Report Date : Friday, March 09, 2018  
Account # : 121320

Frank Mulligan  
SBL, LLC  
6445 S. Tenaya Way  
Las Vegas NV

Date Received : 2/20/2018

Job Number : B80409

Sample ID : Apex TX II Matrix : Protein Powder  
Lab No. : 001F Test Code : N000 Test Name : Additional Minerals

| Analyte        | Result | Units | Note |
|----------------|--------|-------|------|
| Chromium, mg   | 0.01   | /100g |      |
| Copper, mg     | 2.56   | /100g |      |
| Magnesium, mg  | 748    | /100g |      |
| Molybdenum, mg | 0.08   | /100g |      |
| Selenium, mg   | 0.05   | /100g |      |
| Zinc, mg       | 0.25   | /100g |      |

\*Analysis performed by Midwest Laboratories. Omaha, Nebraska  
\*\*Analysis performed by Medallion Labs. Minneapolis, Minnesota

Laboratory Director  
or approved signatory